



TSPO (PT1875R) Rabbit mAb

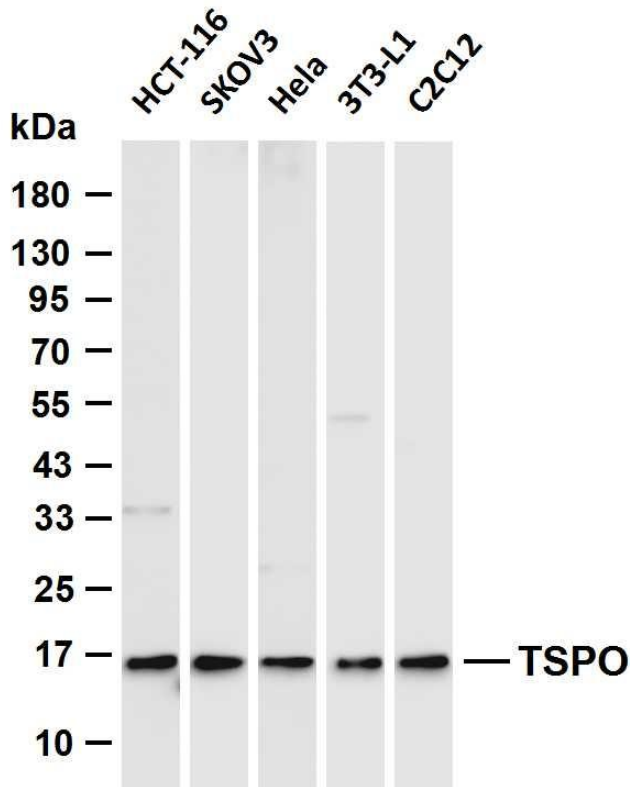
Catalog No	YP-rAb-18530
Isotype	IgG
Reactivity	Human,Mouse
Applications	WB、IHC、IF、IP、ELISA
Gene Name	TSPO PBRS
Protein Name	Putative peripheral benzodiazepine receptor-related protein
Immunogen	The specific immunogen used to produce this antibody is proprietary information.
Specificity	Endogenous
Formulation	PBS, 50% glycerol, 0.05% Proclin 300, 0.05%BSA
Source	Monoclonal, Rabbit,IgG
Purification	Recombinant Antibody expressed in animal component-free (ACF) media, purified via Protein A affinity chromatography.
Dilution	WB 1:2000-1:10000; IF 1:200-1:1000; ELISA 1:5000-1:20000; IP 1:50-1:200
Concentration	1 mg/ml
Purity	≥90%
Storage Stability	-20°C/1 year
Synonyms	BPBS ;BZRP ;DBI ;IBP ;MBR ;PBR ;PBS ;PKBS ;PTBR ;TSPO1 ;mDRC ;PK18
Observed Band	16kD
Calculated Molecular Weight	19kD
Cell Pathway	
Tissue Specificity	
Function	
Background	Present mainly in the mitochondrial compartment of peripheral tissues , the protein encoded by this gene interacts with some benzodiazepines and has different affinities than its endogenous counterpart. The protein is a key factor in the flow of cholesterol into mitochondria to permit the initiation of steroid hormone synthesis. Alternatively spliced transcript variants have been reported; one of the variants lacks an internal exon and is considered non-coding , and the other variants encode the same protein. [provided by RefSeq , Feb 2012]
matters needing attention	Avoid repeated freezing and thawing!



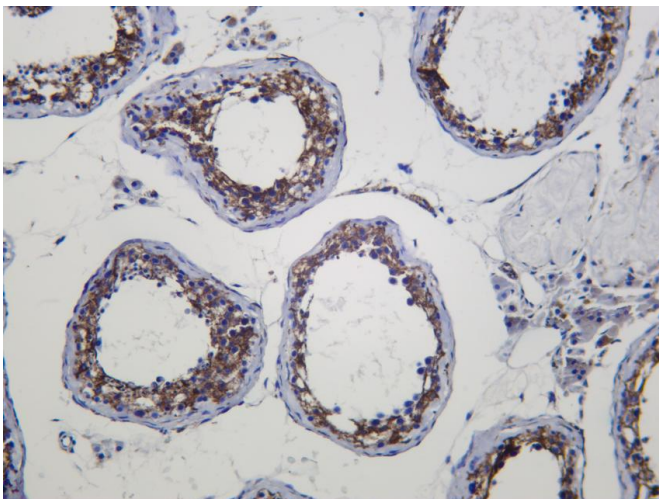
Usage suggestions

This product can be used in immunological reaction related experiments. For more information, please consult technical personnel.

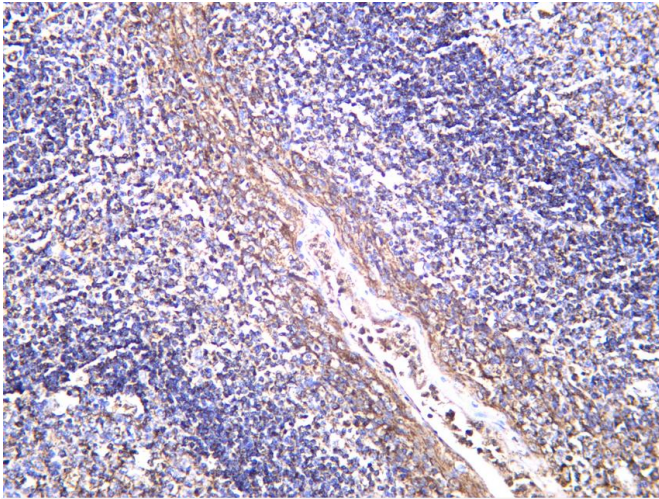
Products Images



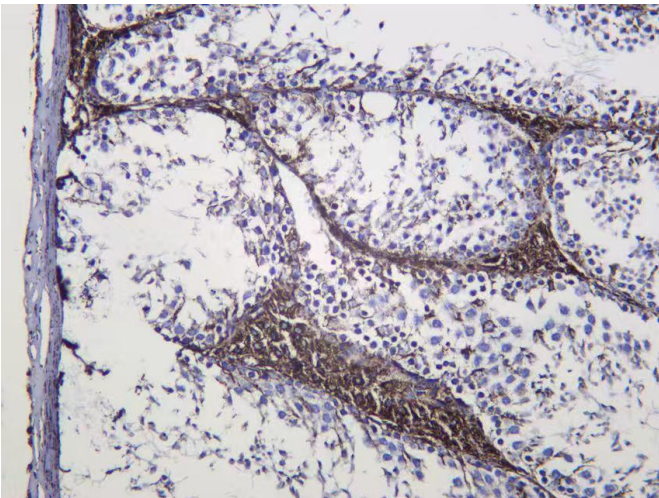
Various whole cell lysates were separated by 4-20% SDS-PAGE, and the membrane was blotted with anti-TSPO (PT1875R) antibody. The HRP-conjugated Goat anti-Rabbit IgG (H + L) antibody was used to detect the antibody. Lane 1: HCT-116 Lane 2: SKOV3 Lane 3: HeLa Lane 4: 3T3-L1 Lane 5: C2C12
Predicted band size: 19kDa Observed band size: 16kDa



Human testis was stained with anti-TSPO (PT1875R) Rabbit antibody



Human tonsil was stained with anti-TSPO (PT1875R)
Rabbit antibody



Mouse testis was stained with anti-TSPO (PT1875R)
Rabbit antibody