



# Topoisomerase II $\alpha$ Rabbit mAb (Ready to Use)

<b>Catalog No</b>	YP-rAb-18275
<b>Isotype</b>	IgG
<b>Reactivity</b>	Human,Mouse,Rat
<b>Applications</b>	IHC
<b>Gene Name</b>	TOP2A TOP2
<b>Protein Name</b>	DNA topoisomerase 2-alpha
<b>Purification Process</b>	Protein A
<b>Specificity</b>	This antibody detects endogenous levels of Topo II $\alpha$
<b>Formulation</b>	The prediluted ready-to-use antibody is diluted in phosphate buffer saline containing stabilizing protein and 0.05% Proclin 300
<b>Source</b>	Monoclonal, Rabbit,IgG
<b>Dilution</b>	Ready to use for IHC Note: For IHC, we suggest antigen retrieval with TE buffer pH 9.0
<b>Concentration</b>	0.5 mg/ml
<b>Purity</b>	$\geq 90\%$
<b>Storage Stability</b>	2° C to 8° C/1 year,Ship by ice bag
<b>Synonyms</b>	alpha isozyme ; ATP hydrolyzing DNA topoisomerase II alfa ; DNA gyrase ; DNA topoisomerase ; ATP hydrolyzing ; DNA topoisomerase 2 alpha ; DNA topoisomerase 2-alpha ; DNA topoisomerase II 170 kD ; DNA topoisomerase II alpha isozyme ; DNA topoisomerase II ; DNA Topoisomerase2 ; TOP 2A ; TOP2 ; TOP2A ; TOP2A_HUMAN ; Topoisomerase DNA II alpha 170 kDa ; TP2A
<b>Observed Band</b>	
<b>Calculated Molecular Weight</b>	
<b>Cell Pathway</b>	Nuclear
<b>Tissue Specificity</b>	Expressed in the tonsil, spleen, lymph node, thymus, skin, pancreas, testis, colon, kidney, liver, brain and lung (PubMed:9155056). Also found in high-grade lymphomas, squamous cell lung tumors and seminomas (PubMed:9155056).
<b>Function</b>	Catalytic activity:ATP-dependent breakage, passage and rejoining of double-stranded DNA.,enzyme regulation:Specifically inhibited by the intercalating agent amsacrine.,Function:Control of topological states of DNA by transient breakage and subsequent rejoining of DNA strands. Topoisomerase II makes double-strand breaks.,miscellaneous:Eukaryotic topoisomerase I and II can relax both negative and positive supercoils, whereas prokaryotic enzymes

## 杭州臻优品生物科技有限公司

### 热销产品:

蛋白、一抗、抗体对、ELISA试剂盒、生化试剂盒  
CCK8试剂盒、QPCR检测试剂盒

### 检测服务:

ELISA检测及定制服务 | 生化检测 | PCR、QPCR检测 | WB检测  
ICO-IP检测 | 切片 | 染色 | 免疫组化 | 免疫荧光 | 透射电镜全套  
| 宏基因组、转录组、基因组、蛋白组、代谢组测序



关注官网



关注客服



relax only negative supercoils.,PTM:Phosphorylation has no effect on catalytic activity.,similarity:Belongs to the type II topoisomerase family.,subcellular location:Generally located in the nucleoplasm.,subunit:Homodimer. Interacts with COPS5.,

### Background

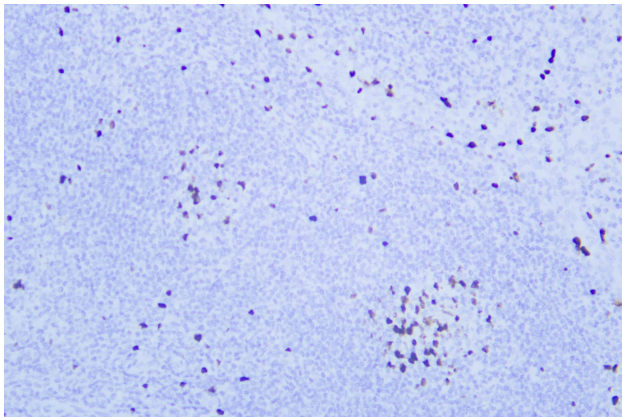
This gene encodes a DNA topoisomerase, an enzyme that controls and alters the topologic states of DNA during transcription. This nuclear enzyme is involved in processes such as chromosome condensation, chromatid separation, and the relief of torsional stress that occurs during DNA transcription and replication. It catalyzes the transient breaking and rejoining of two strands of duplex DNA which allows the strands to pass through one another, thus altering the topology of DNA. Two forms of this enzyme exist as likely products of a gene duplication event. The gene encoding this form, alpha, is localized to chromosome 17 and the beta gene is localized to chromosome 3. The gene encoding this enzyme functions as the target for several anticancer agents and a variety of mutations in this gene have been associated with the development of drug resistance. Reduced activity of this enzyme may also pla

### matters needing attention

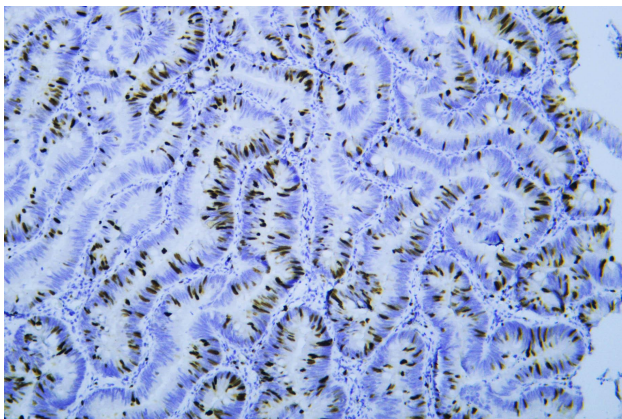
Avoid repeated freezing and thawing!

### Usage suggestions

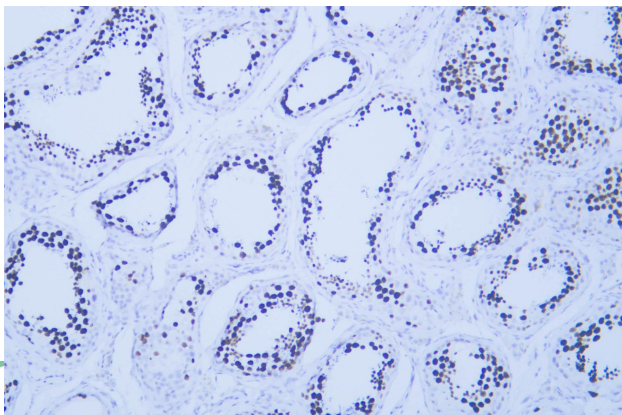
This product can be used in immunological reaction related experiments. For more information, please consult technical personnel.



Human tonsil was stained with anti-Topoisomerase II  $\alpha$  rabbit mAb



Human rectal adenocarcinoma was stained with anti-Topoisomerase II  $\alpha$  rabbit mAb



Human testis was stained with anti-Topoisomerase II  $\alpha$  rabbit mAb

#### 热销产品:

蛋白、一抗、抗体对、ELISA试剂盒、生化试剂盒  
CCK8试剂盒、QPCR检测试剂盒

#### 检测服务:

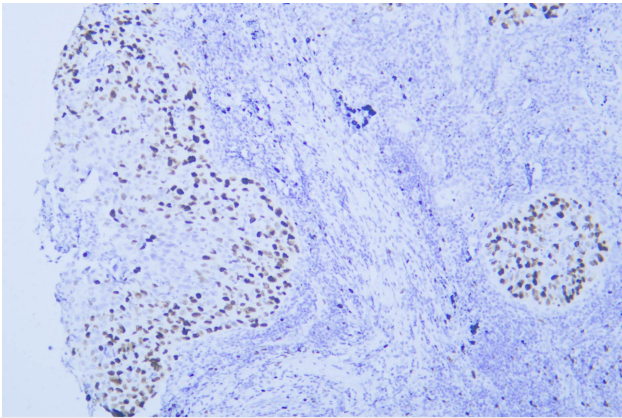
ELISA检测及定制服务 | 生化检测 | PCR、QPCR检测 | WB检测  
ICO-IP检测 | 切片 | 染色 | 免疫组化 | 免疫荧光 | 透射电镜全套  
| 宏基因组、转录组、基因组、蛋白组、代谢组测序



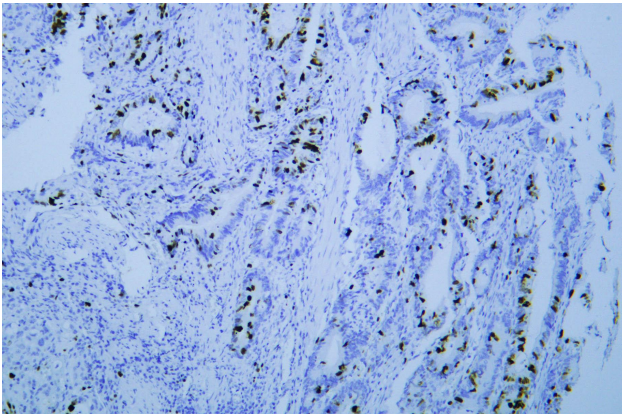
关注官网



关注客服



Human squamous cell lung cancer was stained with anti-Topoisomerase II  $\alpha$  rabbit mAb



Human gastric adenocarcinoma was stained with anti-Topoisomerase II  $\alpha$  rabbit mAb

## 杭州臻优品生物科技有限公司

### 热销产品:

蛋白、一抗、抗体对、ELISA试剂盒、生化试剂盒  
CCK8试剂盒、QPCR检测试剂盒

### 检测服务:

ELISA检测及定制服务 | 生化检测 | PCR、QPCR检测 | WB检测  
ICO-IP检测 | 切片 | 染色 | 免疫组化 | 免疫荧光 | 透射电镜全套  
| 宏基因组、转录组、基因组、蛋白组、代谢组测序



关注官网



关注客服