



CD5 (ABT120R) Rabbit mAb (Ready to Use)

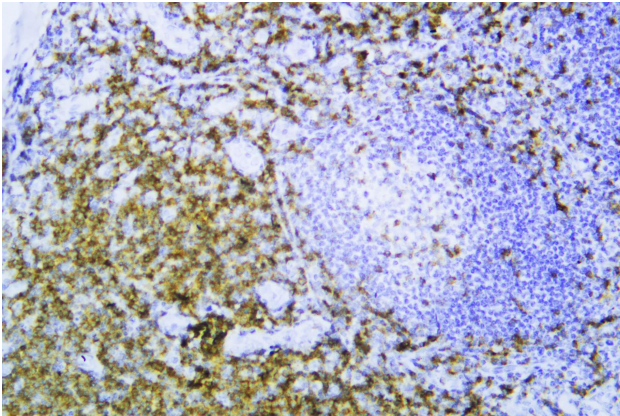
Catalog No	YP-rAb-18190
Isotype	IgG
Reactivity	Human
Applications	IHC
Gene Name	CD5
Protein Name	T-cell surface glycoprotein CD5 (Lymphocyte antigen T1/Leu-1) (CD antigen CD5)
Purification Process	Protein A
Specificity	This antibody detects endogenous levels of CD5
Formulation	The prediluted ready-to-use antibody is diluted in phosphate buffer saline containing stabilizing protein and 0.05% Proclin 300
Source	Monoclonal, Rabbit,IgG
Dilution	Ready to use for IHC Note: For IHC, we suggest antigen retrieval with TE buffer pH 9.0
Concentration	0.5 mg/ml
Purity	≥90%
Storage Stability	2° C to 8° C/1 year,Ship by ice bag
Synonyms	CD 5 ; CD5 ; CD5 antigen ; p56 62 ; CD5 antigen ; CD5 molecule ; CD5_HUMAN ; LEU1 ; LyA ; Lymphocyte antigen T1/Leu-1 ; OTTHUMP00000236973 ; T-cell surface glycoprotein CD5 ; T1
Observed Band	
Calculated Molecular Weight	
Cell Pathway	Membranous
Tissue Specificity	Lymphocyte,Pancreas,Tonsil,
Function	May act as a receptor in regulating T-cell proliferation. CD5 interacts with CD72/LYB-2.,similarity:Contains 3 SRCR domains.,
Background	function:May act as a receptor in regulating T-cell proliferation. CD5 interacts with CD72/LYB-2.,similarity:Contains 3 SRCR domains.,
matters needing attention	Avoid repeated freezing and thawing!



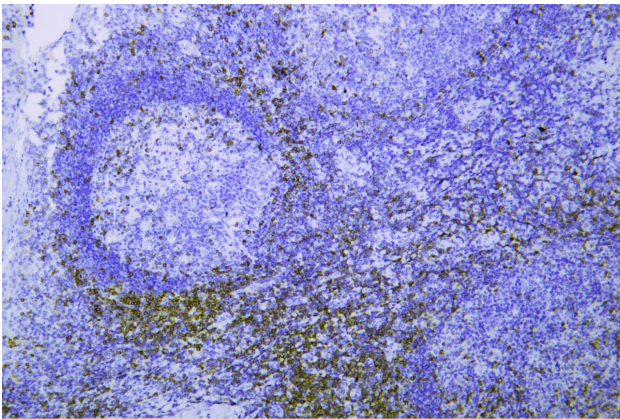


Usage suggestions

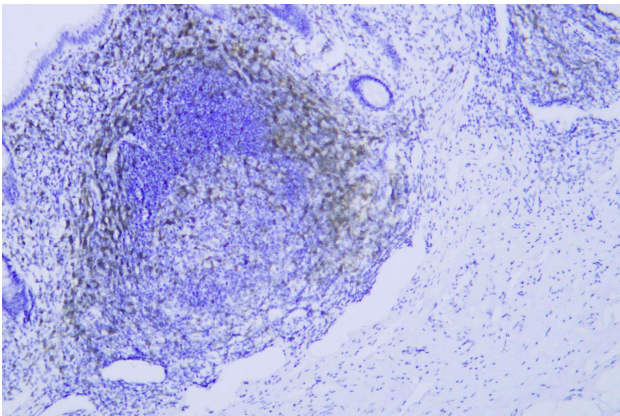
This product can be used in immunological reaction related experiments. For more information, please consult technical personnel.



Human tonsil was stained with anti-CD5 (ABT120R) rabbit mAb



Human tonsil was stained with anti-CD5 (ABT120R) rabbit mAb



Human appendix was stained with anti-CD5 (ABT120R) rabbit mAb

杭州臻优品生物科技有限公司

热销产品:

蛋白、一抗、抗体对、ELISA试剂盒、生化试剂盒
CCK8试剂盒、QPCR检测试剂盒

检测服务:

ELISA检测及定制服务 | 生化检测 | PCR、QPCR检测 | WB检测
ICO-IP检测 | 切片 | 染色 | 免疫组化 | 免疫荧光 | 透射电镜全套
| 宏基因组、转录组、基因组、蛋白组、代谢组测序



关注官网



关注客服