



SOX9 Rabbit mAb

Catalog No	YP-rAb-18037
Isotype	IgG
Reactivity	Human,Mouse,Rat
Applications	WB,IHC,IF,ELISA
Gene Name	SOX9
Protein Name	Transcription factor SOX-9
Purification Process	Protein A
Specificity	Endogenous
Formulation	PBS, 50% glycerol, 0.05% Proclin 300, 0.05%BSA
Source	Monoclonal, Rabbit,IgG
Dilution	IHC 1:200-1:1000; WB 1:500-1:1000; IF 1:200-1:1000; ELISA 1:5000-1:20000 Note: For IHC, we suggest antigen retrieval with TE buffer pH 9.0
Concentration	0.5 mg/ml
Purity	≥90%
Storage Stability	-15° C to -25° C/1 year(Do not lower than -25° C)
Synonyms	
Observed Band	70kD
Calculated Molecular Weight	56kD
Cell Pathway	Nucleus
Tissue Specificity	Eye,PNS,Testis,
Function	Disease:Defects in SOX9 are the cause of campomelic dysplasia (CMD1) [MIM:114290]. CMD1 is a rare, often lethal, dominantly inherited, congenital osteochondrodysplasia, associated with male-to-female autosomal sex reversal in two-thirds of the affected karyotypic males. A disease of the newborn characterized by congenital bowing and angulation of long bones, unusually small scapulae, deformed pelvis and spine and a missing pair of ribs. Craniofacial defects such as cleft palate, micrognathia, flat face and hypertelorism are common. Various defects of the ear are often evident, affecting the cochlea, malleus incus, stapes and tympanum. Most patients die soon after birth due to respiratory distress which has been attributed to hypoplasia of the tracheobronchial cartilage and small thoracic cage.,Function:Plays an important role in the normal skeletal development. May regulate the expression of other genes involved in chondrogenesis by acting as a transcription factor for these





genes.,similarity:Contains 1 HMG box DNA-binding domain.,

Background

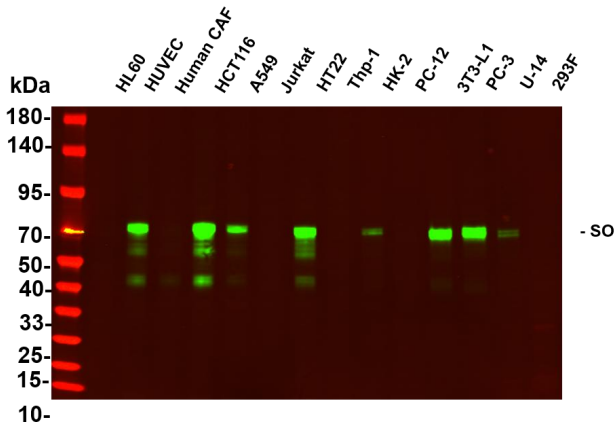
SRY-box 9(SOX9) Homo sapiens The protein encoded by this gene recognizes the sequence CCTTGAG along with other members of the HMG-box class DNA-binding proteins. It acts during chondrocyte differentiation and, with steroidogenic factor 1, regulates transcription of the anti-Muellerian hormone (AMH) gene. Deficiencies lead to the skeletal malformation syndrome campomelic dysplasia, frequently with sex reversal. [provided by RefSeq, Jul 2008],

matters needing attention

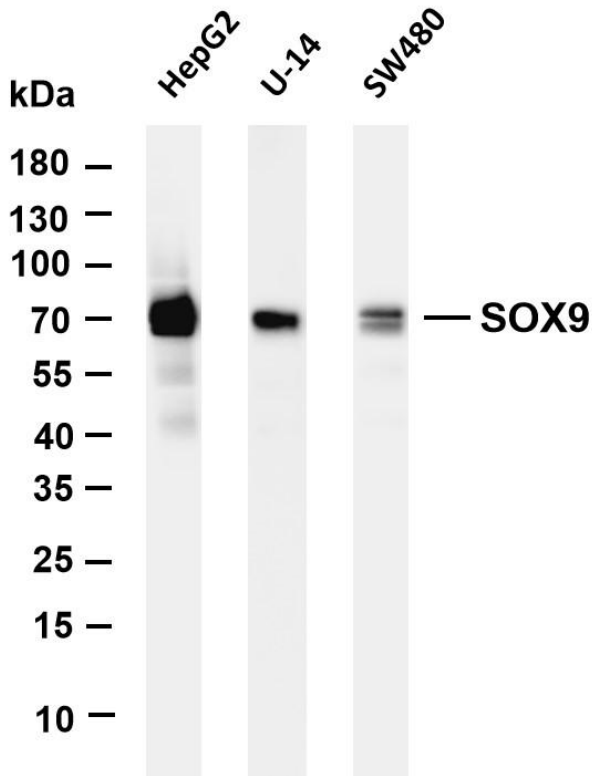
Avoid repeated freezing and thawing!

Usage suggestions

This product can be used in immunological reaction related experiments. For more information, please consult technical personnel.

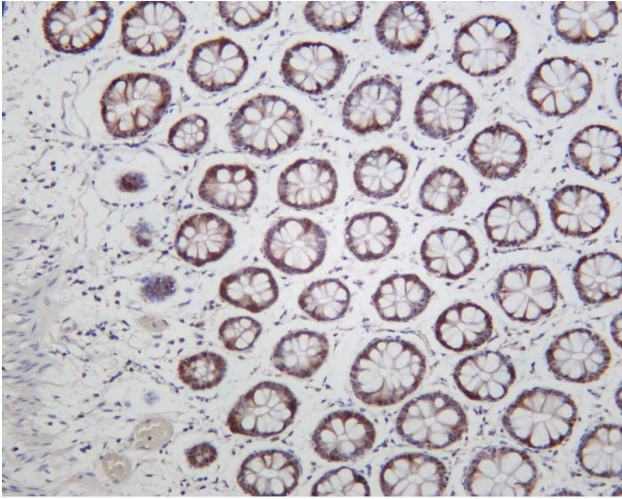


Various whole cell lysates were separated by 4-20% SDS-PAGE, and the primary antibody was used at 4°C, over night with a 1:2500 dilution . The Dylight 800-conjugated Goat anti-Rabbit antibody

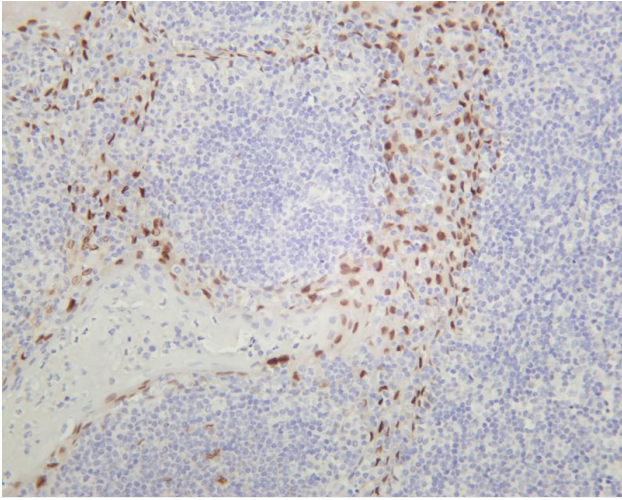


Various whole cell lysates were separated by 4-20% SDS-PAGE, and the membrane was blotted with anti-SOX9 antibody, and the membrane was blotted with anti-Rabbit IgG (H + L) antibody. The HRP-conjugated Goat anti-Rabbit IgG (H + L) antibody was used to detect the antibody. Lane 1: HepG2 Lane 2: U-14 Lane 3: SW480 Predicted band size: 56kDa Observed band size: 70kDa

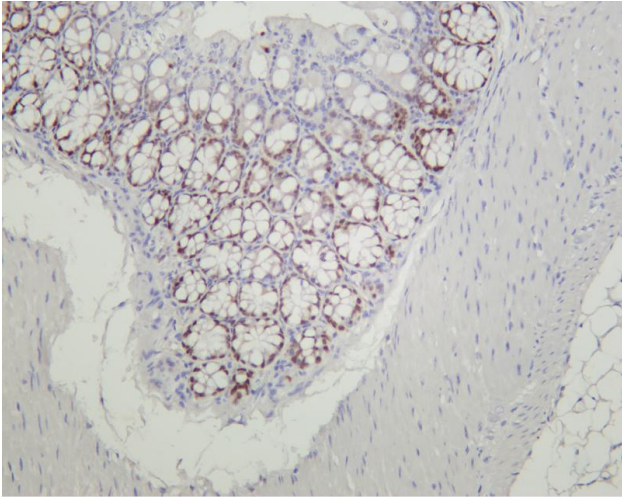




Human colon was stained with anti-SOX9 rabbit antibody



Human tonsil was stained with anti-SOX9 rabbit antibody



Mouse colon was stained with anti-SOX9 rabbit antibody

杭州臻优品生物科技有限公司

热销产品:

蛋白、一抗、抗体对、ELISA试剂盒、生化试剂盒
CCK8试剂盒、QPCR检测试剂盒

检测服务:

ELISA检测及定制服务 | 生化检测 | PCR、QPCR检测 | WB检测
ICO-IP检测 | 切片 | 染色 | 免疫组化 | 免疫荧光 | 透射电镜全套
| 宏基因组、转录组、基因组、蛋白组、代谢组测序



关注官网



关注客服