



ACE2 Rabbit mAb

Catalog No	YP-rAb-17908
Isotype	IgG
Reactivity	Human
Applications	WB,IHC,IF,IP,ELISA
Gene Name	ACE2 UNQ868/PRO1885
Protein Name	ACE2
Purification Process	Protein A
Specificity	Endogenous
Formulation	PBS, 50% glycerol, 0.05% Proclin 300, 0.05%BSA
Source	Monoclonal, Rabbit,IgG
Dilution	IHC 1:1000-1:4000; WB 1:1000-1:5000; IF 1:200-1:1000; ELISA 1:5000-1:20000; IP 1:50-1:200; Note: For IHC, we suggest antigen retrieval with TE buffer pH 9.0
Concentration	0.5 mg/ml
Purity	≥90%
Storage Stability	-15° C to -25° C/1 year(Do not lower than -25° C)
Synonyms	Angiotensin-converting enzyme 2 ; ACE-related carboxypeptidase ; Angiotensin-converting enzyme homolog ; ACEH ; Metalloprotease MPROT15 ; [Cleaved into: Processed angiotensin-converting enzyme 2]
Observed Band	130kD
Calculated Molecular Weight	92kD
Cell Pathway	Membrane
Tissue Specificity	Expressed in endothelial cells from small and large arteries, and in arterial smooth muscle cells (at protein level) (PubMed:15141377). Expressed in enterocytes of the small intestine, Leydig cells and Sertoli cells (at protein level) (PubMed:15141377). Expressed in the renal proximal tubule and the small intestine (at protein level) (PubMed:18424768). Expressed in heart, kidney, testis, and gastrointestinal system (at protein level) (PubMed:10969042, PubMed:10924499, PubMed:15231706, PubMed:12459472, PubMed:15671045, PubMed:32715618, PubMed:32170560). In lung, expressed at low levels in some alveolar type 2 cells, the expression seems to be individual-specific (at protein level) (PubMed:32425701, PubMed:15141377, PubMed:32715618, PubMed:32170560, PubMed:33432184). Expressed in nasal epithelial cells (at protein level) (PubMed:33432184, PubMed:32333915). Coexpressed with TMPRSS2 within some lung alveolar type 2 cells, ileal absorptive enterocytes,

杭州臻优品生物科技有限公司

热销产品:

蛋白、一抗、抗体对、ELISA试剂盒、生化试剂盒
CCK8试剂盒、QPCR检测试剂盒

检测服务:

ELISA检测及定制服务 | 生化检测 | PCR、QPCR检测 | WB检测
| CO-IP检测 | 切片 | 染色 | 免疫组化 | 免疫荧光 | 透射电镜全套
| 宏基因组、转录组、基因组、蛋白组、代谢组测序



关注官网



关注客服



intestinal epithelial cells, cornea, gallbladder and nasal goblet secretory cells (PubMed:32413319, PubMed:32327758, PubMed:32358202). Coexpressed with TMPRSS4 within mature enterocytes (PubMed:32404436). ; [Isoform 2]: Expressed in nasal and bronchial epithelial cells (at protein level).

Function

cofactor: Binds 1 chloride ion per subunit., cofactor: Binds 1 zinc ion per subunit., enzyme regulation: Activated by chloride and fluoride, but not bromide. Inhibited by MLN-4760, cFP_Leu, and EDTA, but not by the ACE inhibitors losinopril, captopril and enalaprilat., Function: Carboxypeptidase which converts angiotensin I to angiotensin 1-9, a peptide of unknown function, and angiotensin II to angiotensin 1-7, a vasodilator. Also able to hydrolyze apelin-13 and dynorphin-13 with high efficiency. May be an important regulator of heart function. In case of human coronaviruses SARS and HCoV-NL63 infections, serve as functional receptor for the spike glycoprotein of both coronaviruses., induction: Up-regulated in failing heart., PTM: N-glycosylation on Asn-90 may limit SARS infectivity., similarity: Belongs to the peptidase M2 family., subunit: Interacts with ITGB1. Interacts with SARS-CoV and HCoV-NL63 spike glycoprotein., tissue specificity: Expressed in endothelial cells from small and large arteries, and in arterial smooth muscle cells. Expressed in lung alveolar epithelial cells, enterocytes of the small intestine, Leydig cells and Sertoli cells (at protein level). Expressed in heart, kidney, testis, and gastrointestinal system.,

Background

matters needing attention

Avoid repeated freezing and thawing!

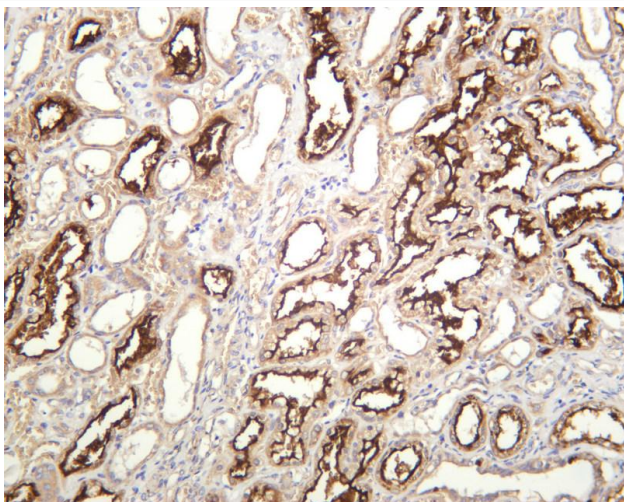
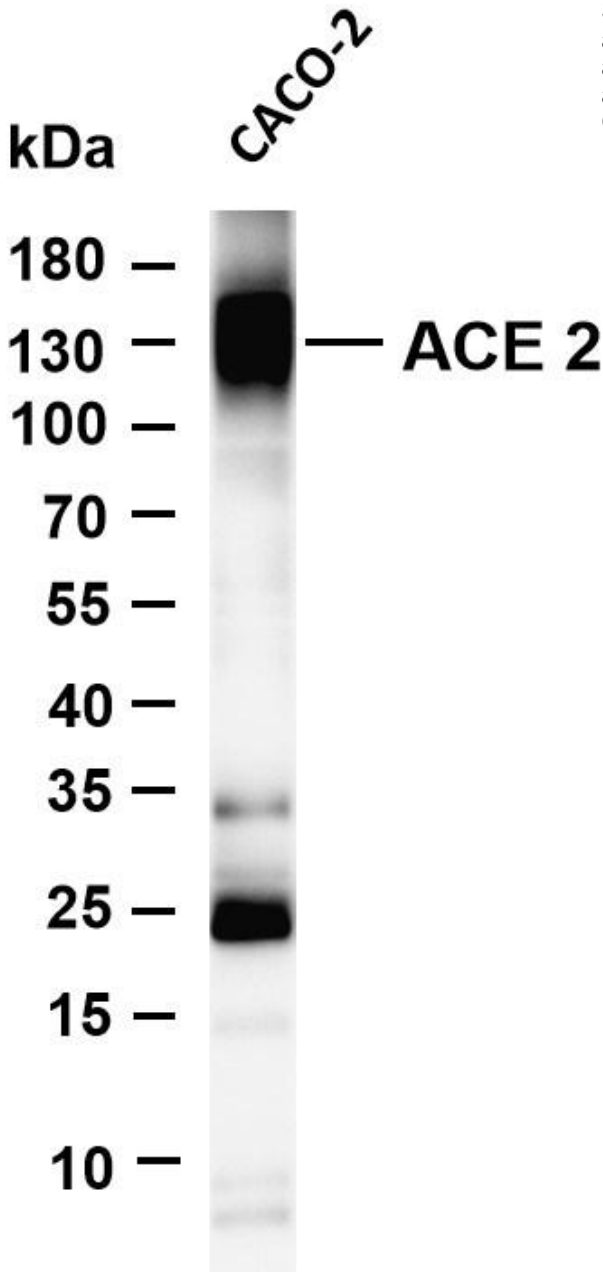
Usage suggestions

This product can be used in immunological reaction related experiments. For more information, please consult technical personnel.





Various whole cell lysates were separated by 4-20% SDS-PAGE, and the membrane was blotted with anti-ACE2 antibody. The HRP-conjugated Goat anti-Rabbit IgG(H + L) antibody was used to detect the antibody. Lane 1: CACO-2 Predicted band size: 92kDa Observed band size: 130kDa



Human kidney was stained with anti-ACE2 rabbit antibody

杭州臻优品生物科技有限公司

热销产品:

蛋白、一抗、抗体对、ELISA试剂盒、生化试剂盒
CCK8试剂盒、QPCR检测试剂盒

检测服务:

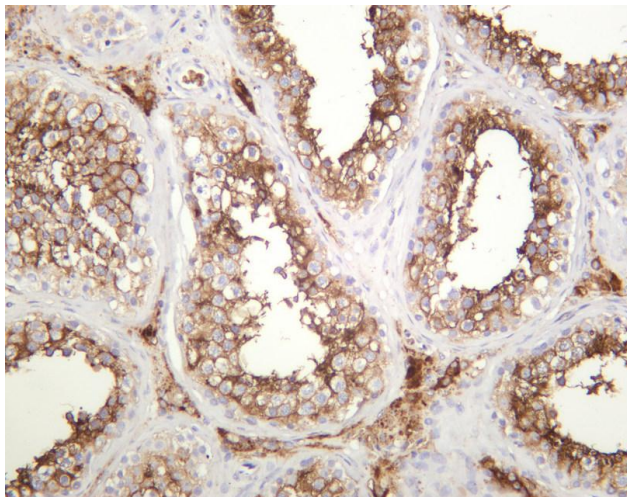
ELISA检测及定制服务 | 生化检测 | PCR、QPCR检测 | WB检测
ICO-IP检测 | 切片 | 染色 | 免疫组化 | 免疫荧光 | 透射电镜全套
| 宏基因组、转录组、基因组、蛋白组、代谢组测序



关注官网



关注客服



Human testis was stained with anti-ACE2 rabbit antibody

杭州臻优品生物科技有限公司

热销产品:

蛋白、一抗、抗体对、ELISA试剂盒、生化试剂盒
CCK8试剂盒、QPCR检测试剂盒

检测服务:

ELISA检测及定制服务 | 生化检测 | PCR、QPCR检测 | WB检测
ICO-IP检测 | 切片 | 染色 | 免疫组化 | 免疫荧光 | 透射电镜全套
| 宏基因组、转录组、基因组、蛋白组、代谢组测序



关注官网



关注客服