



eNOS Rabbit mAb

Catalog No	YP-rAb-17839
Isotype	IgG
Reactivity	Human,Mouse,Rat
Applications	WB,IHC,IF,IP,ELISA
Gene Name	NOS3
Protein Name	Nitric oxide synthase, endothelial
Purification Process	Protein A
Specificity	Endogenous
Formulation	PBS, 50% glycerol, 0.05% Proclin 300, 0.05%BSA
Source	Monoclonal, Rabbit,IgG
Dilution	IHC 1:1000-1:4000; WB 1:2000-1:10000; IF 1:200-1:1000; ELISA 1:5000-1:20000; IP 1:50-1:200; Note: For IHC, we suggest antigen retrieval with TE buffer pH 9.0
Concentration	0.5 mg/ml
Purity	≥90%
Storage Stability	-15° C to -25° C/1 year(Do not lower than -25° C)
Synonyms	NOS3 ; Nitric oxide synthase, endothelial ; Constitutive NOS ; cNOS ; EC-NOS ; Endothelial NOS ; eNOS ; NOS type III ; NOSIII
Observed Band	133kD
Calculated Molecular Weight	133kD
Cell Pathway	Membrane
Tissue Specificity	Platelets, placenta, liver and kidney.
Function	Catalytic activity:L-arginine + n NADPH + n H(+) + m O(2) = citrulline + nitric oxide + n NADP(+).,cofactor:Binds 1 FAD.,cofactor:Binds 1 FMN.,cofactor:Heme group.,cofactor:Tetrahydrobiopterin (BH4). May stabilize the dimeric form of the enzyme.,enzyme regulation:Stimulated by calcium/calmodulin. Inhibited by NOSIP and NOSTRIN.,Function:Produces nitric oxide (NO) which is implicated in vascular smooth muscle relaxation through a cGMP-mediated signal transduction pathway. NO mediates vascular endothelial growth factor (VEGF)-induced angiogenesis in coronary vessels and promotes blood clotting through the activation of platelets.,online information:Nitric oxide synthase entry,polymorphism:Variation in NOS3 seem to be associated with susceptibility to coronary spasm.,similarity:Belongs to the NOS family.,similarity:Contains 1

杭州臻优品生物科技有限公司

热销产品:

蛋白、一抗、抗体对、ELISA试剂盒、生化试剂盒
CCK8试剂盒、QPCR检测试剂盒

检测服务:

ELISA检测及定制服务 | 生化检测 | PCR、QPCR检测 | WB检测
| CO-IP检测 | 切片 | 染色 | 免疫组化 | 免疫荧光 | 透射电镜全套
| 宏基因组、转录组、基因组、蛋白组、代谢组测序



关注官网



关注客服



FAD-binding FR-type domain.,similarity:Contains 1 flavodoxin-like domain.,subcellular location:Specifically associates with actin cytoskeleton in the G2 phase of the cell cycle; which is favored by interaction with NOSIP and results in a reduced enzymatic activity.,subunit:Homodimer. Interacts with NOSIP and NOSTRIN.,tissue specificity:Platelets, placenta, liver and kidney.,

Background

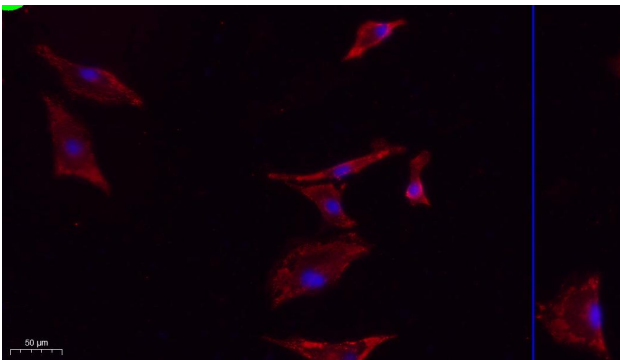
Nitric oxide is a reactive free radical which acts as a biologic mediator in several processes, including neurotransmission and antimicrobial and antitumoral activities. Nitric oxide is synthesized from L-arginine by nitric oxide synthases. Variations in this gene are associated with susceptibility to coronary spasm. Multiple transcript variants encoding different isoforms have been found for this gene. [provided by RefSeq, May 2009],

matters needing attention

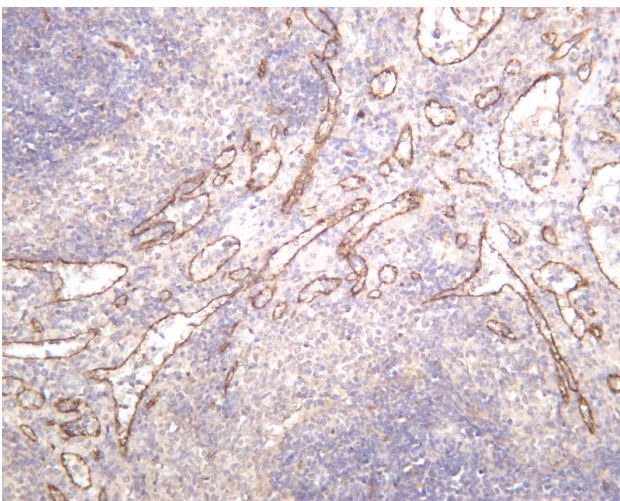
Avoid repeated freezing and thawing!

Usage suggestions

This product can be used in immunological reaction related experiments. For more information, please consult technical personnel.

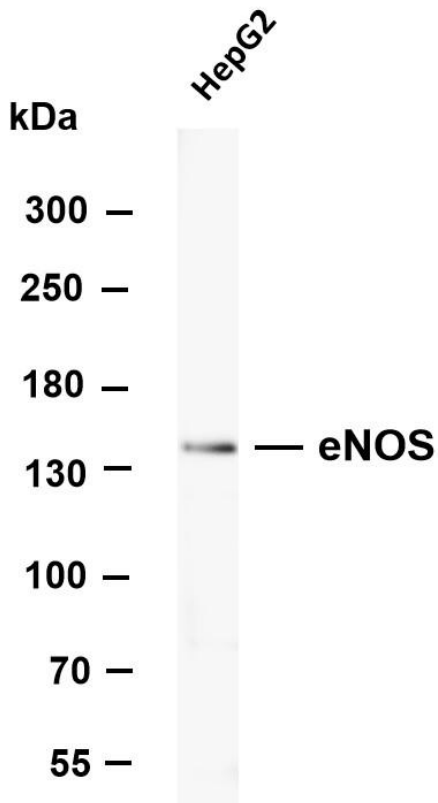


Immunofluorescence analysis of A549. 1,primary Antibody(red) was diluted at 1:200(4°C overnight). 2, Goat Anti Rabbit IgG (H&L) - Alexa Fluor 594 Secondary antibody was diluted at 1:1000(room temperature, 50min).3, DAPI(blue) 10min.



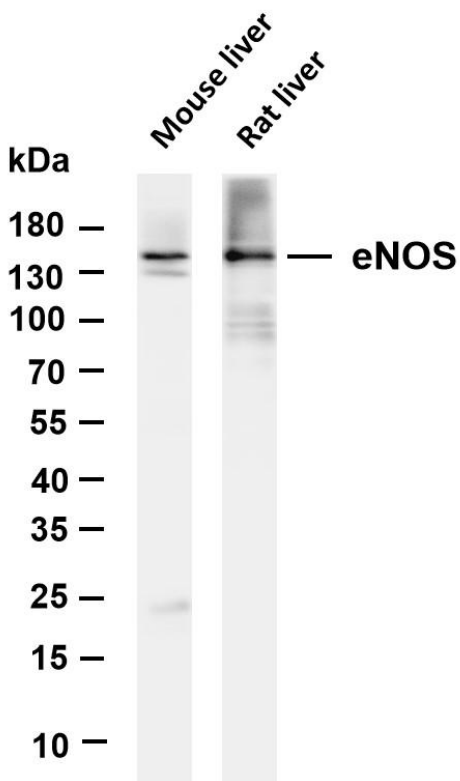
Rat spleen was stained with anti-eNOS rabbit antibody

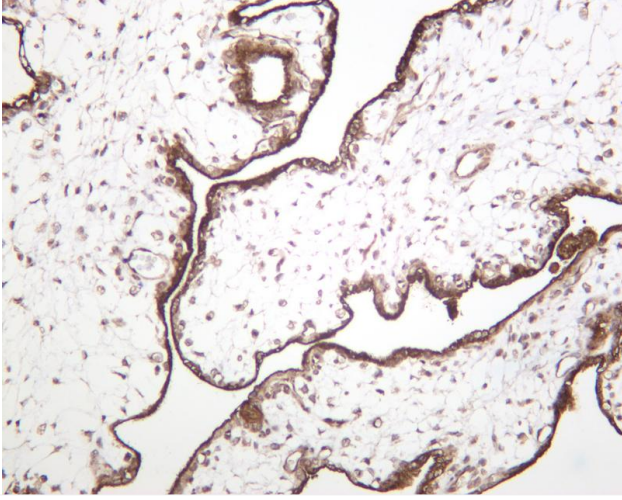




Various whole cell lysates were separated by 4-20% SDS-PAGE, and the membrane was blotted with anti-eNOS antibody. The HRP-conjugated Goat anti-Rabbit IgG(H + L) antibody was used to detect the antibody. Lane 1: HepG2 Predicted band size: 133kDa Observed band size: 133kDa

Mouse liver was stained with anti-eNOS rabbit antibody





Human placenta was stained with anti-eNOS rabbit antibody

杭州臻优品生物科技有限公司

热销产品:

蛋白、一抗、抗体对、ELISA试剂盒、生化试剂盒
CCK8试剂盒、QPCR检测试剂盒

检测服务:

ELISA检测及定制服务 | 生化检测 | PCR、QPCR检测 | WB检测
ICO-IP检测 | 切片 | 染色 | 免疫组化 | 免疫荧光 | 透射电镜全套
| 宏基因组、转录组、基因组、蛋白组、代谢组测序



关注官网



关注客服