



cGAS Rabbit mAb

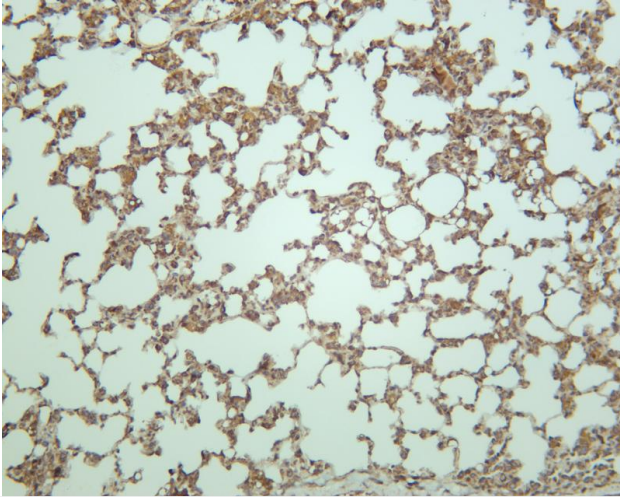
Catalog No	YP-rAb-17599
Isotype	IgG
Reactivity	Mouse
Applications	WB,IHC,IF,IP,ELISA
Gene Name	MB21D1 cGAS C6orf150
Protein Name	M21D1
Purification Process	Protein A
Specificity	Endogenous
Formulation	PBS, 50% glycerol, 0.05% Proclin 300, 0.05%BSA
Source	Monoclonal, Rabbit,IgG
Dilution	IHC 1:200-1:1000; WB 1:2000-1:10000; IF 1:200-1:1000; ELISA 1:5000-1:20000; IP 1:50-1:200; Note: For IHC, we suggest antigen retrieval with TE buffer pH 9.0
Concentration	0.5 mg/ml
Purity	≥90%
Storage Stability	-15° C to -25° C/1 year(Do not lower than -25° C)
Synonyms	
Observed Band	58kD
Calculated Molecular Weight	58kD
Cell Pathway	Cytoplasm, Nucleus
Tissue Specificity	Expressed in the monocytic cell line THP1.
Function	
Background	Enables several functions, including 2',3'-cyclic GMP-AMP synthase activity; molecular condensate scaffold activity; and phosphatidylinositol-4,5-bisphosphate binding activity. Involved in several processes, including defense response to symbiont; intracellular signal transduction; and regulation of defense response. Located in nuclear body; plasma membrane; and site of double-strand break. Is active in cytosol and nucleus. [provided by Alliance of Genome Resources, Feb 2025]
matters needing attention	Avoid repeated freezing and thawing!






Usage suggestions

This product can be used in immunological reaction related experiments. For more information, please consult technical personnel.



Mouse lung was stained with anti-cGAS rabbit antibody



Various whole cell lysates were separated by 4-20% SDS-PAGE, and the membrane was blotted with anti-cGAS antibody. The HRP-conjugated Goat anti-Rabbit IgG(H + L) antibody was used to detect the antibody. Lane 1: RAW264.7 Predicted band size: 58kDa Observed band size: 58kDa

杭州臻优品生物科技有限公司

热销产品:

蛋白、一抗、抗体对、ELISA试剂盒、生化试剂盒
CCK8试剂盒、QPCR检测试剂盒

检测服务:

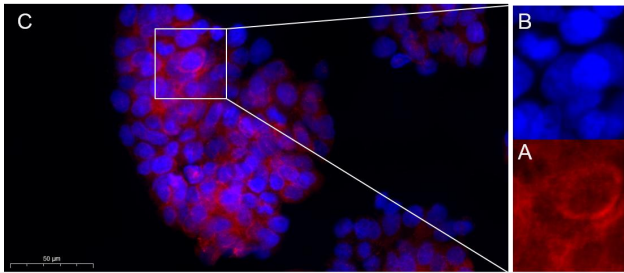
ELISA检测及定制服务 | 生化检测 | PCR、QPCR检测 | WB检测
ICO-IP检测 | 切片 | 染色 | 免疫组化 | 免疫荧光 | 透射电镜全套
| 宏基因组、转录组、基因组、蛋白组、代谢组测序



关注官网



关注客服



Immunofluorescence analysis of HT-29 . Picture A: cGAS Rabbit mAb (red). Picture B: DAPI (blue). Picture C: Merge of A+B

杭州臻优品生物科技有限公司

热销产品:

蛋白、一抗、抗体对、ELISA试剂盒、生化试剂盒
CCK8试剂盒、QPCR检测试剂盒

检测服务:

ELISA检测及定制服务 | 生化检测 | PCR、QPCR检测 | WB检测
ICO-IP检测 | 切片 | 染色 | 免疫组化 | 免疫荧光 | 透射电镜全套
| 宏基因组、转录组、基因组、蛋白组、代谢组测序



关注官网



关注客服