



HNF-4 α Rabbit mAb

Catalog No	YP-rAb-17564
Isotype	IgG
Reactivity	Human,Mouse,Rat
Applications	WB,IHC,IF,IP,ELISA
Gene Name	HNF4A HNF4 NR2A1 TCF14
Protein Name	Hepatocyte nuclear factor 4-alpha
Purification Process	Protein A
Specificity	Endogenous
Formulation	PBS, 50% glycerol, 0.05% Proclin 300, 0.05%BSA
Source	Monoclonal, Rabbit,IgG
Dilution	IHC 1:1000-1:5000; WB 1:2000-1:10000; IF 1:200-1:1000; ELISA 1:5000-1:20000; IP 1:50-1:200; Note: For IHC, we suggest antigen retrieval with TE buffer pH 9.0
Concentration	0.5 mg/ml
Purity	≥90%
Storage Stability	-15° C to -25° C/1 year(Do not lower than -25° C)
Synonyms	HNF4A ; HNF4 ; NR2A1 ; TCF14 ; Hepatocyte nuclear factor 4-alpha ; HNF-4-alpha ; Nuclear receptor subfamily 2 group A member 1 ; Transcription factor 14 ; TCF-14 ; Transcription factor HNF-4
Observed Band	53kD
Calculated Molecular Weight	53kD
Cell Pathway	Nucleus.
Tissue Specificity	Kidney,Liver,
Function	Alternative products:Additional isoforms seem to exist,Disease:Defects in HNF4A are the cause of maturity onset diabetes of the young type 1 (MODY1) [MIM:125850]; also shortened MODY-1. MODY [MIM:606391] is a form of diabetes that is characterized by an autosomal dominant mode of inheritance, onset in childhood or early adulthood (usually before 25 years of age) and a primary defect in insulin secretion. The clinical phenotype of MODY1 is characterized by severe insulin secretory defects, and by major hyperglycemia associated with microvascular complications.,Function:Transcriptionally controlled transcription factor. Binds to DNA sites required for the transcription of alpha 1-antitrypsin, apolipoprotein CIII, transthyretin genes and HNF1-alpha. May

杭州臻优品生物科技有限公司

热销产品:

蛋白、一抗、抗体对、ELISA试剂盒、生化试剂盒
CCK8试剂盒、QPCR检测试剂盒

检测服务:

ELISA检测及定制服务 | 生化检测 | PCR、QPCR检测 | WB检测
ICO-IP检测 | 切片 | 染色 | 免疫组化 | 免疫荧光 | 透射电镜全套
| 宏基因组、转录组、基因组、蛋白组、代谢组测序



关注官网



关注客服



be essential for development of the liver, kidney and intestine.,miscellaneous: Binds fatty acids.,online information: Hepatocyte nuclear factors entry,PTM: Phosphorylated on tyrosine residue(s); phosphorylation is important for its DNA-binding activity. Phosphorylation may directly or indirectly play a regulatory role in the subnuclear distribution.,similarity: Belongs to the nuclear hormone receptor family.,similarity: Belongs to the nuclear hormone receptor family. NR2 subfamily.,similarity: Contains 1 nuclear receptor DNA-binding domain.,subunit: Homodimerization is required for HNF4-alpha to bind to its recognition site.,

Background

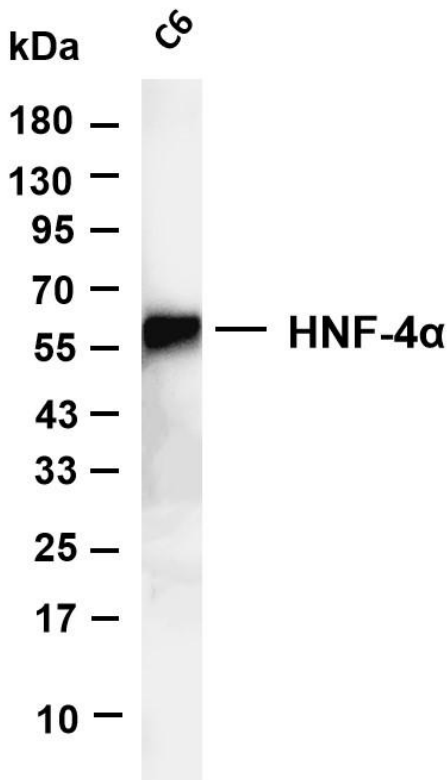
The protein encoded by this gene is a nuclear transcription factor which binds DNA as a homodimer. The encoded protein controls the expression of several genes, including hepatocyte nuclear factor 1 alpha, a transcription factor which regulates the expression of several hepatic genes. This gene may play a role in development of the liver, kidney, and intestines. Mutations in this gene have been associated with monogenic autosomal dominant non-insulin-dependent diabetes mellitus type I. Alternative splicing of this gene results in multiple transcript variants encoding several different isoforms. [provided by RefSeq, Apr 2012],

matters needing attention

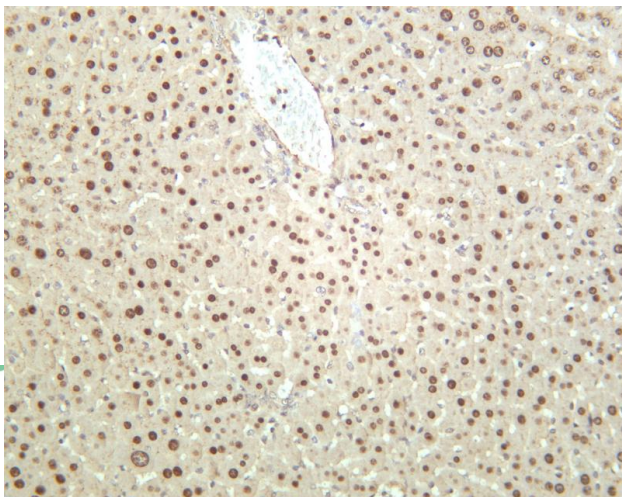
Avoid repeated freezing and thawing!

Usage suggestions

This product can be used in immunological reaction related experiments. For more information, please consult technical personnel.



Various whole cell lysates were separated by 4-20% SDS-PAGE, and the membrane was blotted with anti-HNF-4 α antibody. The HRP-conjugated Goat anti-Rabbit IgG(H + L) antibody was used to detect the antibody. Lane 1: C6 Predicted band size: 53kDa Observed band size: 53kDa



Mouse liver was stained with anti-HNF-4 α rabbit antibody

测 | PCR、QPCR检测 | WB检测

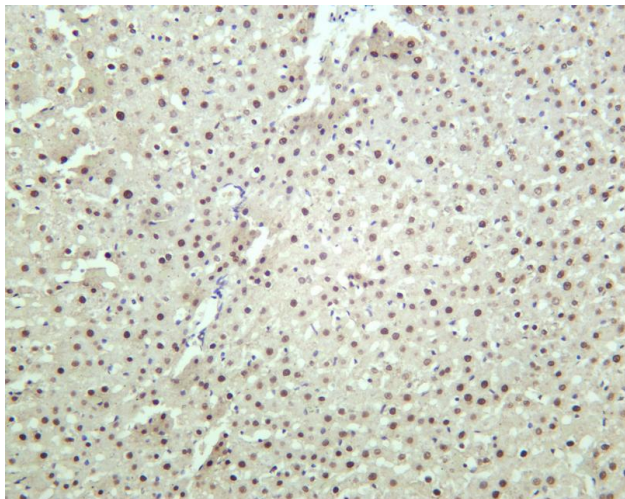
CC-114检测 | 切片 | 染色 | 免疫组化 | 免疫荧光 | 透射电镜全套 | 宏基因组、转录组、基因组、蛋白组、代谢组测序



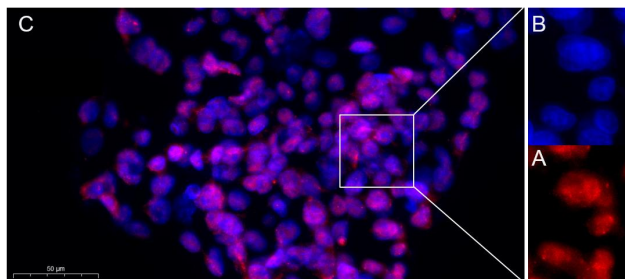
关注官网



关注客服



Rat liver was stained with anti-HNF-4 α rabbit antibody



Immunofluorescence analysis of HepG2. Picture A: HNF-4 α Rabbit mAb (red). Picture B: DAPI (blue). Picture C: Merge of A+B

