



BDNF Rabbit mAb

Catalog No	YP-rAb-17484
Isotype	IgG
Reactivity	Human,Mouse,Rat
Applications	WB,IHC,IF,ELISA
Gene Name	BDNF
Protein Name	BDNF(Brain Derived Neurotrophic Factor)
Purification Process	Protein A
Specificity	Endogenous
Formulation	PBS, 50% glycerol, 0.05% Proclin 300, 0.05%BSA
Source	Monoclonal, Rabbit,IgG
Dilution	IHC 1:2000-1:10000; WB 1:2000-1:10000; IF 1:200-1:1000; ELISA 1:5000-1:20000; Note: For IHC, we suggest antigen retrieval with TE buffer pH 9.0
Concentration	0.5 mg/ml
Purity	≥90%
Storage Stability	-15° C to -25° C/1 year(Do not lower than -25° C)
Synonyms	Brain-derived neurotrophic factor ; BDNF ; Abrineurin ;
Observed Band	Precursor 28kD,Mature 12-14kD
Calculated Molecular Weight	28kD
Cell Pathway	Secreted .; [BDNF precursor form]: Secreted . A proportion of BDNF is secreted as immature precursor (proBDNF). .
Tissue Specificity	Detected in blood plasma and in saliva (at protein level) (PubMed:11152678, PubMed:19467646). Brain. Highly expressed in hippocampus, amygdala, cerebral cortex and cerebellum. Also expressed in heart, lung, skeletal muscle, testis, prostate and placenta
Function	Important signaling molecule that activates signaling cascades downstream of NTRK2 (PubMed:11152678). During development, promotes the survival and differentiation of selected neuronal populations of the peripheral and central nervous systems. Participates in axonal growth, pathfinding and in the modulation of dendritic growth and morphology. Major regulator of synaptic transmission and plasticity at adult synapses in many regions of the CNS. The versatility of BDNF is emphasized by its contribution to a range of adaptive neuronal responses including long-term potentiation (LTP), long-term depression (LTD), certain forms of short-term synaptic plasticity, as well as homeostatic regulation of intrinsic neuronal excitability

杭州臻优品生物科技有限公司

热销产品:

蛋白、一抗、抗体对、ELISA试剂盒、生化试剂盒
CCK8试剂盒、QPCR检测试剂盒

检测服务:

ELISA检测及定制服务 | 生化检测 | PCR、QPCR检测 | WB检测
ICO-IP检测 | 切片 | 染色 | 免疫组化 | 免疫荧光 | 透射电镜全套
| 宏基因组、转录组、基因组、蛋白组、代谢组测序



关注官网



关注客服



Background

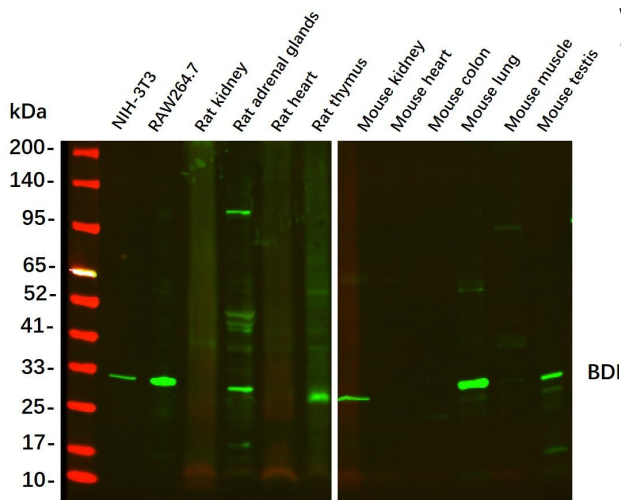
This gene encodes a member of the nerve growth factor family of proteins. Alternative splicing results in multiple transcript variants, at least one of which encodes a preprotein that is proteolytically processed to generate the mature protein. Binding of this protein to its cognate receptor promotes neuronal survival in the adult brain. Expression of this gene is reduced in Alzheimer's, Parkinson's, and Huntington's disease patients. This gene may play a role in the regulation of the stress response and in the biology of mood disorders. [provided by RefSeq, Nov 2015]

matters needing attention

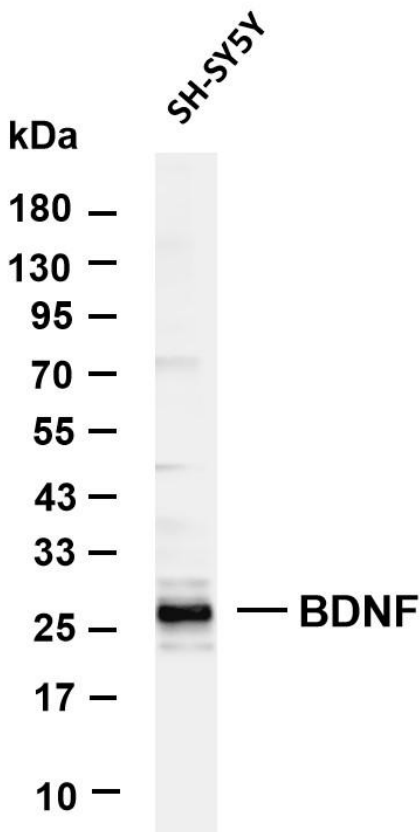
Avoid repeated freezing and thawing!

Usage suggestions

This product can be used in immunological reaction related experiments. For more information, please consult technical personnel.



Western Blot analysis using various cell lysate, Proteins were separated by 4-20% SDS-PAGE, and the membrane was blotted with BDNF Rabbit mAb diluted at 1:2000. Secondary :Dylight 800, Goat Anti Rabbit IgG(



Various whole cell lysates were separated by 4-20% SDS-PAGE, and the membrane was blotted with anti-BDNF antibody. The HRP-conjugated Goat anti-Rabbit IgG (H + L) antibody was used to detect the antibody. Lane 1: SH-SY5Y Predicted band size: 28kDa Observed band size: Precu

杭州臻优品生物科技有限公司

热销产品:

蛋白、一抗、抗体对、ELISA试剂盒、生化试剂盒
CCK8试剂盒、QPCR检测试剂盒

检测服务:

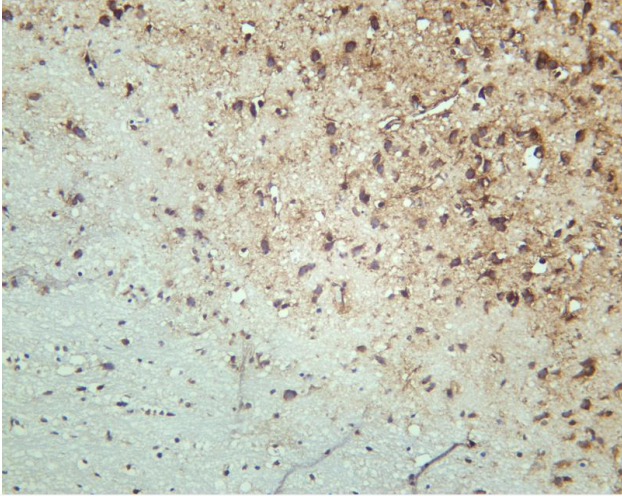
ELISA检测及定制服务 | 生化检测 | PCR、QPCR检测 | WB检测
ICO-IP检测 | 切片 | 染色 | 免疫组化 | 免疫荧光 | 透射电镜全套
| 宏基因组、转录组、基因组、蛋白组、代谢组测序



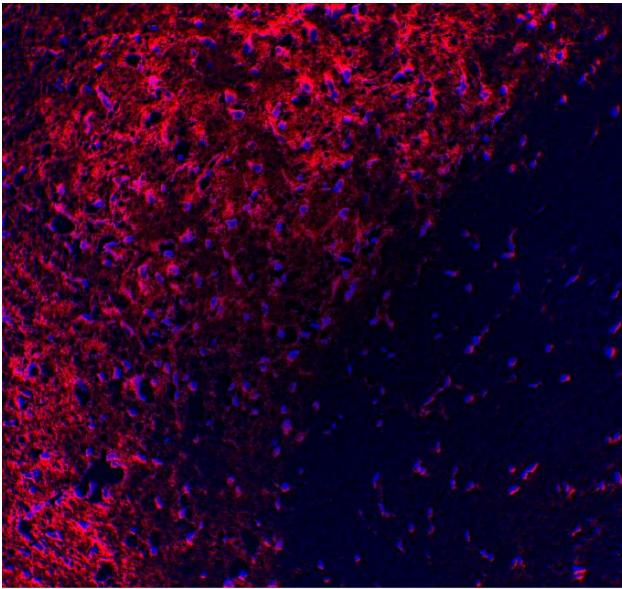
关注官网



关注客服



Mouse brain was stained with anti-BDNF rabbit antibody



Immunofluorescence analysis of Mouse brain

杭州臻优品生物科技有限公司

热销产品:

蛋白、一抗、抗体对、ELISA试剂盒、生化试剂盒
CCK8试剂盒、QPCR检测试剂盒

检测服务:

ELISA检测及定制服务 | 生化检测 | PCR、QPCR检测 | WB检测
ICO-IP检测 | 切片 | 染色 | 免疫组化 | 免疫荧光 | 透射电镜全套
| 宏基因组、转录组、基因组、蛋白组、代谢组测序



关注官网



关注客服