



ELOVL6 Polyclonal Antibody


Catalog No	YP-Ab-02631
Isotype	IgG
Reactivity	Human;Mouse;Rat
Applications	WB;ELISA
Gene Name	ELOVL6
Protein Name	Elongation of very long chain fatty acids protein 6
Immunogen	The antiserum was produced against synthesized peptide derived from human ELOVL6. AA range:21-70
Specificity	ELOVL6 Polyclonal Antibody detects endogenous levels of ELOVL6 protein.
Formulation	Liquid in PBS containing 50% glycerol, 0.5% BSA and 0.02% sodium azide.
Source	Polyclonal, Rabbit,IgG
Purification	The antibody was affinity-purified from rabbit antiserum by affinity-chromatography using epitope-specific immunogen.
Dilution	Western Blot: 1/500 - 1/2000. ELISA: 1/10000. Not yet tested in other applications.
Concentration	1 mg/ml
Purity	≥90%
Storage Stability	-20°C/1 year
Synonyms	ELOVL6; FACE; LCE; Elongation of very long chain fatty acids protein 6; 3-keto acyl-CoA synthase ELOVL6; ELOVL fatty acid elongase 6; ELOVL FA elongase 6; Fatty acid elongase 2; hELO2; Fatty acyl-CoA elongase; Long-chain fatty-acyl elongase
Observed Band	35kD
Cell Pathway	Endoplasmic reticulum membrane ; Multi-pass membrane protein .
Tissue Specificity	Ubiquitous.
Function	function:Fatty acid elongase specific to C12-C16 saturated and monoinsaturated fatty acids.,similarity:Belongs to the ELO family.,
Background	Fatty acid elongases (EC 6.2.1.3), such as ELOVL6, use malonyl-CoA as a 2-carbon donor in the first and rate-limiting step of fatty acid elongation (Moon et al., 2001 [PubMed 11567032]).[supplied by OMIM, Mar 2008],
matters needing attention	Avoid repeated freezing and thawing!



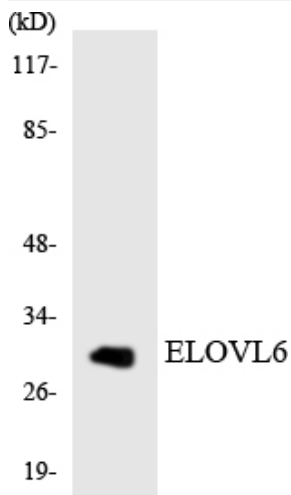
Usage suggestions

This product can be used in immunological reaction related experiments. For more information, please consult technical personnel.


Products Images



Western Blot analysis of various cells using ELOVL6 Polyclonal Antibody



Western blot analysis of the lysates from K562 cells using ELOVL6 antibody.



A Novel in Duck Myoblasts: The Transcription Factor Retinoid X Receptor Alpha (RXRA) Inhibits Lipid Accumulation by Promoting CD36 Expression
INTERNATIONAL JOURNAL OF MOLECULAR SCIENCES Ziyi Pan, Xingyong Chen, Dongsheng Wu, Xuewen Li, Weifeng Gao, Guoyu Li, Guoqing Du, Cheng Zhang, Sihua Jin, Zhaoyu Geng WB Duck myoblasts (CS2 cells)