



hnRNP C1/2 Polyclonal Antibody

Catalog No	YP-Ab-01800
Isotype	IgG
Reactivity	Human;Mouse;Rat
Applications	WB;IHC;IF;ELISA
Gene Name	HNRNPC
Protein Name	Heterogeneous nuclear ribonucleoproteins C1/C2
Immunogen	The antiserum was produced against synthesized peptide derived from human hnRNP C1/2. AA range:231-280
Specificity	hnRNP C1/2 Polyclonal Antibody detects endogenous levels of hnRNP C1/2 protein.
Formulation	Liquid in PBS containing 50% glycerol, 0.5% BSA and 0.02% sodium azide.
Source	Polyclonal, Rabbit,IgG
Purification	The antibody was affinity-purified from rabbit antiserum by affinity-chromatography using epitope-specific immunogen.
Dilution	WB: 1/500 - 1/2000. IHC: 1/100 - 1/300. ELISA: 1/20000.. IF 1:50-200
Concentration	1 mg/ml
Purity	≥90%
Storage Stability	-20°C/1 year
Synonyms	HNRNPC; HNRPC; Heterogeneous nuclear ribonucleoproteins C1/C2; hnRNP C1/C2
Observed Band	34 41kD
Cell Pathway	Nucleus. Component of ribonucleosomes.
Tissue Specificity	Blood vessels- blood vessel,Bone marrow,Brain,Cajal
Function	function: Binds pre-mRNA and nucleates the assembly of 40S hnRNP particles. Single HNRNPC tetramers bind 230-240 nucleotides. Trimers of HNRNPC tetramers bind 700 nucleotides. May play a role in the early steps of spliceosome assembly and pre-mRNA splicing. Interacts with poly-U tracts in the 3'-UTR or 5'-UTR of mRNA and modulates the stability and the level of translation of bound mRNA molecules.,PTM: Phosphorylated on Ser-260 and Ser-299 in resting cells. Phosphorylated on Ser-253 and on 1 serine residue in the poly-Ser stretch at position 238 in response to hydrogen peroxide.,PTM: Sumoylated. Sumoylation reduces affinity for mRNA.,similarity: Belongs to the RRM HNRPC family. RALY subfamily.,similarity: Contains 1 RRM (RNA recognition motif) domain.,subcellular location: Component of ribonucleosomes.,subunit: Tetramer composed of 3 copies of isoform C1 and 1 copy of isoform C2. Assembly of 3

**Background**

This gene belongs to the subfamily of ubiquitously expressed heterogeneous nuclear ribonucleoproteins (hnRNPs). The hnRNPs are RNA binding proteins and they complex with heterogeneous nuclear RNA (hnRNA). These proteins are associated with pre-mRNAs in the nucleus and appear to influence pre-mRNA processing and other aspects of mRNA metabolism and transport. While all of the hnRNPs are present in the nucleus, some seem to shuttle between the nucleus and the cytoplasm. The hnRNP proteins have distinct nucleic acid binding properties. The protein encoded by this gene can act as a tetramer and is involved in the assembly of 40S hnRNP particles. Multiple transcript variants encoding at least two different isoforms have been described for this gene. [provided by RefSeq, Jul 2008],

matters needing attention

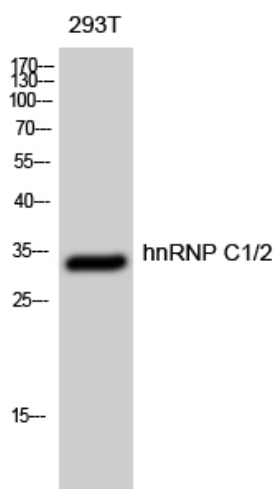
Avoid repeated freezing and thawing!

Usage suggestions

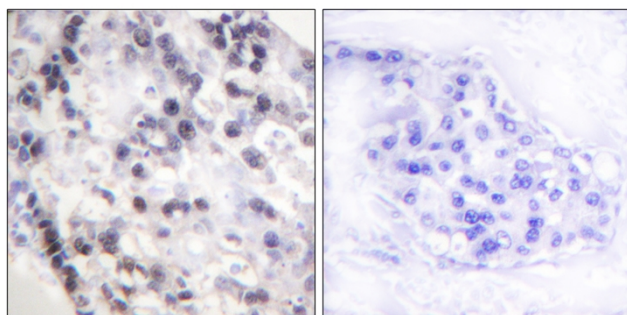
This product can be used in immunological reaction related experiments. For more information, please consult technical personnel.



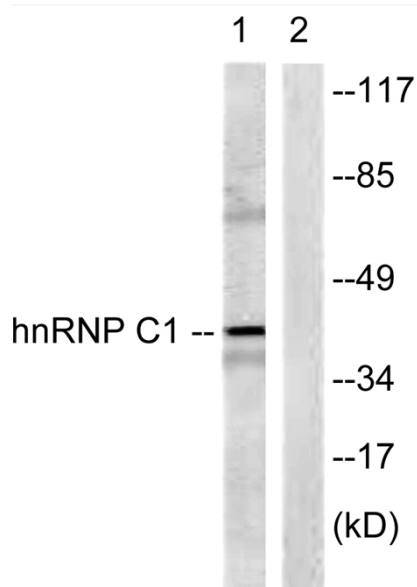
Products Images



Western Blot analysis of 293T cells using hnRNP C1/2 Polyclonal Antibody diluted at 1:500 cells nucleus extracted by Minute TM Cytoplasmic and Nuclear Fractionation kit (SC-003, Inventbiotech, MN, USA).



Immunohistochemistry analysis of paraffin-embedded human breast carcinoma tissue, using hnRNP C1/2 Antibody. The picture on the right is blocked with the synthesized peptide.



Western blot analysis of lysates from HUVEC cells, treated with EGF 200ng/ml 5', using hnRNP C1/2 Antibody. The lane on the right is blocked with the synthesized peptide.