



DHHC-7 Polyclonal Antibody

Catalog No	YP-Ab-01652
Isotype	IgG
Reactivity	Human;Rat;Mouse;
Applications	WB;ELISA
Gene Name	ZDHHC7
Protein Name	Palmitoyltransferase ZDHHC7
Immunogen	The antiserum was produced against synthesized peptide derived from human ZDHHC7. AA range:259-308
Specificity	DHHC-7 Polyclonal Antibody detects endogenous levels of DHHC-7 protein.
Formulation	Liquid in PBS containing 50% glycerol, 0.5% BSA and 0.02% sodium azide.
Source	Polyclonal, Rabbit,IgG
Purification	The antibody was affinity-purified from rabbit antiserum by affinity-chromatography using epitope-specific immunogen.
Dilution	Western Blot: 1/500 - 1/2000. ELISA: 1/40000. Not yet tested in other applications.
Concentration	1 mg/ml
Purity	≥90%
Storage Stability	-20°C/1 year
Synonyms	ZDHHC7; ZNF370; Palmitoyltransferase ZDHHC7; Zinc finger DHHC domain-containing protein 7; DHHC-7; Zinc finger protein 370
Observed Band	35kD
Cell Pathway	Golgi apparatus membrane ; Multi-pass membrane protein .
Tissue Specificity	Duodenal mucosa,Hepatoma,Skin,Teratocarcinoma,
Function	catalytic activity:Palmitoyl-CoA + protein-cysteine = S-palmitoyl protein + CoA.,domain:The DHHC domain is required for palmitoyltransferase activity.,function:Palmitoyltransferase with broad specificity. Palmitoylates SNAP25 and DLG4/PSD95. May palmitoylate GABA receptors on their gamma subunit (GABRG1, GABRG2 and GABRG3) and regulate their synaptic clustering and/or cell surface stability.,similarity:Belongs to the DHHC palmitoyltransferase family.,similarity:Contains 1 DHHC-type zinc finger.,
Background	catalytic activity:Palmitoyl-CoA + protein-cysteine = S-palmitoyl protein + CoA.,domain:The DHHC domain is required for palmitoyltransferase activity.,function:Palmitoyltransferase with broad specificity. Palmitoylates SNAP25 and DLG4/PSD95. May palmitoylate GABA receptors on their gamma subunit (GABRG1, GABRG2 and GABRG3) and regulate their synaptic clustering and/or cell surface stability.,similarity:Belongs to the DHHC palmitoyltransferase



family.,similarity:Contains 1 DHHC-type zinc finger.,

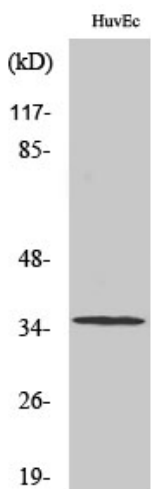
matters needing attention

Avoid repeated freezing and thawing!

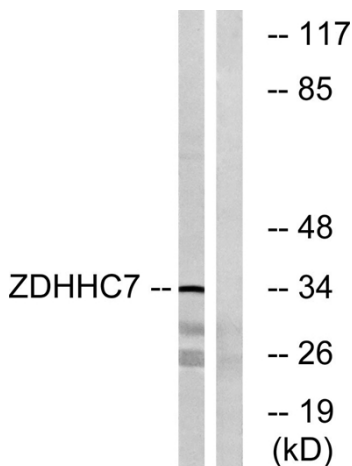
Usage suggestions

This product can be used in immunological reaction related experiments. For more information, please consult technical personnel.

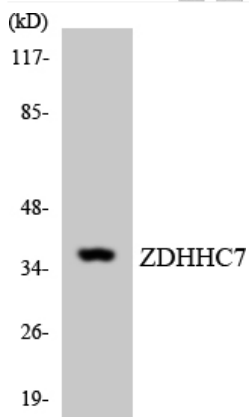
Products Images



Western Blot analysis of various cells using DHHC-7 Polyclonal Antibody



Western blot analysis of lysates from HUVEC cells, using ZDHHC7 Antibody. The lane on the right is blocked with the synthesized peptide.



Western blot analysis of the lysates from HUVEC cells using ZDHHC7 antibody.