



CRSP130 Polyclonal Antibody

Catalog No	YP-Ab-01624
Isotype	IgG
Reactivity	Human;Mouse;Rat
Applications	WB;IHC;IF;ELISA
Gene Name	MED23
Protein Name	Mediator of RNA polymerase II transcription subunit 23
Immunogen	The antiserum was produced against synthesized peptide derived from human MED23. AA range:1-50
Specificity	CRSP130 Polyclonal Antibody detects endogenous levels of CRSP130 protein.
Formulation	Liquid in PBS containing 50% glycerol, 0.5% BSA and 0.02% sodium azide.
Source	Polyclonal, Rabbit,IgG
Purification	The antibody was affinity-purified from rabbit antiserum by affinity-chromatography using epitope-specific immunogen.
Dilution	Western Blot: 1/500 - 1/2000. Immunohistochemistry: 1/100 - 1/300. Immunofluorescence: 1/200 - 1/1000. ELISA: 1/5000. Not yet tested in other applications.
Concentration	1 mg/ml
Purity	≥90%
Storage Stability	-20°C/1 year
Synonyms	MED23; ARC130; CRSP3; DRIP130; KIAA1216; SUR2; Mediator of RNA polymerase II transcription subunit 23; Activator-recruited cofactor 130 kDa component; ARC130; Cofactor required for Sp1 transcriptional activation subunit 3; CRSP complex subu
Observed Band	150kD
Cell Pathway	Nucleus .
Tissue Specificity	Brain,Cervix carcinoma,Placenta,Prostate,Testis,
Function	alternative products:Experimental confirmation may be lacking for some isoforms,function:Required for transcriptional activation subsequent to the assembly of the preinitiation complex (By similarity). Component of the Mediator complex, a coactivator involved in the regulated transcription of nearly all RNA polymerase II-dependent genes. Mediator functions as a bridge to convey information from gene-specific regulatory proteins to the basal RNA polymerase II transcription machinery. Mediator is recruited to promoters by direct interactions with regulatory proteins and serves as a scaffold for the assembly of a functional preinitiation complex with RNA polymerase II and the general transcription factors. Required for transcriptional activation by adenovirus E1A protein.



Required for ELK1-dependent transcriptional activation in response to activated Ras signaling.,similarity:Belongs to the

Background

The activation of gene transcription is a multistep process that is triggered by factors that recognize transcriptional enhancer sites in DNA. These factors work with co-activators to direct transcriptional initiation by the RNA polymerase II apparatus. The protein encoded by this gene is a subunit of the CRSP (cofactor required for SP1 activation) complex, which, along with TFIID, is required for efficient activation by SP1. This protein is also a component of other multisubunit complexes e.g. thyroid hormone receptor-(TR-) associated proteins which interact with TR and facilitate TR function on DNA templates in conjunction with initiation factors and cofactors. This protein also acts as a metastasis suppressor. Several alternatively spliced transcript variants encoding different isoforms have been described for this gene. [provided by RefSeq, Jul 2012],

matters needing attention

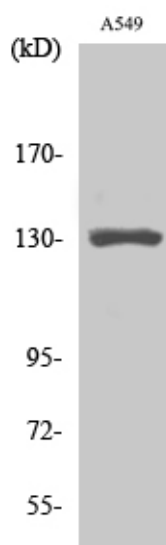
Avoid repeated freezing and thawing!

Usage suggestions

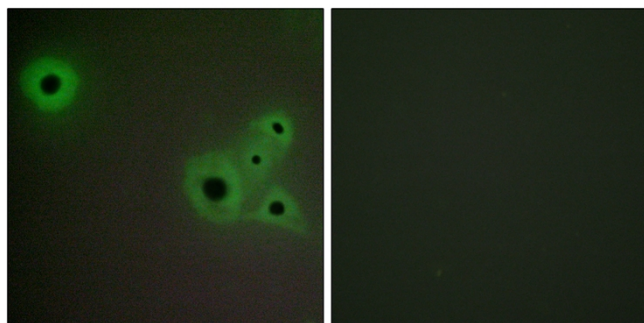
This product can be used in immunological reaction related experiments. For more information, please consult technical personnel.



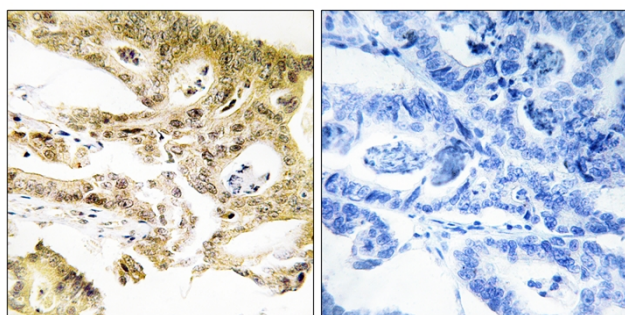
Products Images



Western Blot analysis of various cells using CRSP130 Polyclonal Antibody cells nucleus extracted by Minute TM Cytoplasmic and Nuclear Fractionation kit (SC-003, Inventbiotech, MN, USA).



Immunofluorescence analysis of A549 cells, using MED23 Antibody. The picture on the right is blocked with the synthesized peptide.



Immunohistochemistry analysis of paraffin-embedded human colon carcinoma tissue, using MED23 Antibody. The picture on the right is blocked with the synthesized peptide.